




c




o




a



d



g



q

pages 3 to 6

These exercises practise the recognition of letter-sounds.

There is one picture for each letter-sound.

They are the same as on the Alphabet Chart.

Take each picture in turn and ask the child to:



Say the word and its beginning sound, eg, "gate begins with g".



Look for the sound that matches that picture (refer to the Alphabet Chart if necessary).



Draw a line to join the sound to the picture saying "g is for gate".