



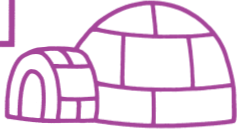











a – A
b – B
c – C
d – D
e – E
f – F
g – G
h – H
i – I
j – J
k – K
l – L
m – M
n – N

A			
		a	b
			
		e	f
			
		i	j
			
		m	n
			
		q	r
			
		u	v
			
		y	z

pages 30 to 31

These exercises start to make the link between capital letters and lower-case letters.

By looking at the lower-case letters at the side of the chart, the child can find the matching capital letters.

Help the child to write the correct capital letter in each box on the chart. 'A' has already been done for you.

Finally, the child could write the matching lower-case letters beside the capitals at the end of the chart.