

Before reading

Tips for reading with children

Available to download from www.schofieldandsims.co.uk/mylettersandsounds.

Say the sounds

These are the focus sounds that your child will practise in this book. Encourage them to point to each group of letters and say the sound.

ai ar air ee ear er

Now practise reading these words containing the focus sounds together.


waiting car air speed clear
silver

Some of the words in this book are 'tricky words'. They have a letter or letters that make an unexpected sound. Practise reading these tricky words together.


she we be was you they
her all are have so do

Talk about the book

Look at and discuss the cover picture and title before asking the following question.


 Who do you think the people in the cover picture are?

While you are reading, look at page 13.

 What type of vehicle do you think Mum will appear in?

Vocabulary check

Read and discuss the new word using the definition below.

 If someone **huffs**, they say something in an annoyed way.