

Before reading

Tips for reading with children

Available to download from www.schofieldandsims.co.uk/mylettersandsounds.

Say the sounds

These are the focus sounds that your child will practise in this book.

er pronounced /ur/ **y pronounced /ee/** **y pronounced /igh/**

Practise reading these words containing the focus sounds together.

experts happy shy

Some of the words in this book are 'tricky words'. They have a letter or letters that make an unexpected sound. Practise reading these tricky words together.


school work

Talk about the book

Look at and discuss the cover picture and title before asking the following questions.


 What is the girl in the cover picture doing? How do you think she feels?

While you are reading, look at page 3.


 How do you think your body works hard for you while you are at school?
What different things does it let you do?

Vocabulary check

Read and discuss the new words using the definitions below.

 A **risk** is a dangerous thing that could happen.

 If something is **toasty**, it is warm and comfortable.

 A **cavity** is a hole in your tooth that a dentist needs to fix.