

## Before reading

---

### Tips for reading with children

Available to download from [www.schofieldandsims.co.uk/mylettersandsounds](http://www.schofieldandsims.co.uk/mylettersandsounds).

---

### Say the sounds

These are the focus sounds that your child will practise in this book.

**oa, oe, o-e, ow, o, ou pronounced /oa/      igh, ie, i-e, i, y pronounced /igh/**


Practise reading these words containing some of the focus sounds together.

coal    shoulder    nice    sky


---

### Talk about the book

Look at and discuss the cover picture and title before asking the following question.

 What do you think is happening in the cover picture?

While you are reading, look at page 4.


 Where do you think Gran and Leon might go when they cycle back in time?

---

### Vocabulary check

Read and discuss the new words using the definitions below.

 If something is **towed**, it is pulled along with a rope, chain or cable.

 **Narrowboats** are long boats that usually travel along canals. In the past they were pulled along by horses.

 **Cargo** is the name for items carried on boats, planes, trains and trucks.

 **Grime** is thick dirt.