

Before reading

Tips for reading with children

Available to download from www.schofieldandsims.co.uk/mylettersandsounds.

Say the sounds

These are the focus sounds that your child will practise in this book.

kn and gn pronounced /n/ **wr pronounced /r/** **mb pronounced /m/**

Practise reading these words containing the focus sounds together.

knit gnome wrap crumb

Some of the words in this book are 'tricky words'. They have a letter or letters that make an unexpected sound. Practise reading these tricky words together.


parents shoe

Talk about the book

Look at and discuss the cover picture and title before asking the following question.


 What do you think the people in the cover picture are doing?


While you are reading, look at pages 3 to 5.

 What is the first thing you need to do when making bread?

Vocabulary check

Read and discuss the new words using the definitions below.

 When you **knead** something, you press, stretch and fold it to mix together all of the ingredients.

 A **wrench** and a **spanner** are metal tools with shaped parts at one end that can turn things to make them tighter or looser.