




## Before reading

---

### Tips for reading with children

-  If your child pauses at a word, remind them to ‘sound-talk the word’ or to ‘say the sounds’ and then ‘blend them together’ [e.g. *p-i-n pin*].
  -  Always prompt children to use their phonic knowledge and skills to decode words. Don’t ask them to look for a clue in the picture, guess or rely on memory.
  -  Children might recognise some words automatically without sound-talking and blending them. This is a good thing, as it is a sign of reading fluency. They do not need to go back and sound-talk these words.
- 

### Say the sounds



These are the focus sounds that your child will practise in this book. Encourage them to point to each letter or group of letters and say the sound.

s a t p i n m d g o c

---

### Talk about the book

Read the blurb to your child. Look at and discuss the cover picture and title before asking the following questions.

-  What type of weather is there in the picture?
-  What is Tom doing? What else might you do in this sort of weather?

While you are reading, look at page 7.

-  What do you think Tom might make next?
- 

### Vocabulary check

Read and discuss the new word using the definition below.

-  To **pop** is to put quickly. To **pop** can also mean to go quickly.