

## Before reading

---

### Tips for reading with children

Available to download from [www.schofieldandsims.co.uk/mylettersandsounds](http://www.schofieldandsims.co.uk/mylettersandsounds).

---

### Say the sounds

These are the focus sounds that your child will practise in this book. Encourage them to point to each letter or group of letters and say the sound.

s a t p i n m d g  
o c k ck e u r

The word in blue is known as a 'tricky word'. It has a letter or letters that make an unexpected sound. Practise reading this tricky word together.

the

---

### Talk about the book




Read the blurb to your child. Look at and discuss the cover picture and title before asking the following question.

 What do you think the girl in the cover picture is holding?

---


### Vocabulary check

Read and discuss the new words using the definitions below.

-  A **sack** is a type of bag.
-  **Mad** means annoyed or angry.
-  **Rap** means hit something quickly.

## While reading

---

 Look at page 3. Why do you think Sid is tipping the sack of rice?