


Grammar 1 Answers



Name _____

Words and sentences

Remember

When you write, you put **words** in order so they make a **sentence**.
A sentence makes sense and tells you something.

Jack went to the party.



Try it

1 Do the words make a **sentence**? Put a tick or cross in each box.

Lily sisters



like books



Lily has three sisters.



rain wet



I like books.



Rain is wet.



2 Look at the picture. Write a **word** on each line to complete the sentence.


The girl has a kite.

The boy rides his bike.

The dog hides by the tree.

The kite is in the sky.

The bird is in the tree.



Remember

Leave spaces between the **words** when you write a **sentence**.

Iwentforarun. ✗

I went for a run. ✓

**More practice**

- 1 Put the **words** in order so they make a **sentence**. Write each sentence with spaces between the words.

sad. was Ben

Ben was sad.

have a I dog.

I have a dog.

sat Gran in chair. her

Gran sat in her chair.

the I to zoo. went

I went to the zoo.

the swim in Fish sea.

Fish swim in the sea.

- 2 Complete the **sentences** using your own **words**.

I like to play games.

I have a sister.

I can run fast.

I go to the park.

Today it is hot.

Sentence practice

Complete this sentence.

The bus is red.

Capital letters and full stops

Remember

A **sentence** must start with a **capital letter** and end with a **full stop**.

The little man ran away.



Try it

- 1 Does the sentence have a **capital letter** at the start and a **full stop** at the end? Put a tick or cross in each box.

it is hot today.



The ducks began to quack



A van went up the hill.



My coat is blue.



there are seven days in a week



We like to paint.



- 2 Write each **sentence** so it starts with a **capital letter** and ends with a **full stop**.

a dog can bark

A dog can bark.

we need food to eat

We need food to eat.

you can play here

You can play here.

the man was rich

The man was rich.

it is cold today

It is cold today.

my mum made a cake

My mum made a cake.

Remember

When you write a **sentence**, put a **capital letter** at the start and a **full stop** at the end.

More practice

- 1 Look at the picture and write the start of each **sentence**. Remember to start with a **capital letter**.

A hen is pecking corn. Cows are eating grass.
The dog is by the gate. The farmer has a bucket.



- 2 Write the end of each **sentence**. Remember to end with a **full stop**.

Starfish live in the sea.

A bird is singing in the tree.

The sun is up in the sky.

You can go sailing in a boat.

Sentence practice

Write a sentence about a bike. Remember the **capital letter** and **full stop**.

My bike is red.

Capital letters: names and 'I'

Remember

Always put a **capital letter** at the start of someone's name.

Beth played football with Joe and Evie.

Try it

- 1 Circle the **capital letter** at the start of every name you can see.

Sam has a dog called Benny.

Tanya plays ball with Ella.

Harry and Chris go to Adam's party.

Marlon likes to read with his friend James.

One day Poppy went to visit Nisha.

- 2 Look at the pictures. Add a name to complete each caption.
Remember the **capital letter**.



my dog Benny



my cat Jess



This is Madel.




my friend Sam

Remember

You use the word 'I' to write about yourself.
The word 'I' is always a **capital letter**.

Alex and I played football with
Vikram and Jodie.

**More practice**

- 1 Underline the words that need a **capital letter**. Then write each sentence correctly.

i think i can do it.

I think I can do it.

dad said i can help.

Dad said I can help.

i went to see emma.

I went to see Emma.

ellie and i saw jake.

Ellie and I saw Jake.

now i must find luke.

Now I must find Luke.

- 2 Complete each sentence. Use a name or the word 'I'. Remember the **capital letter**.

Nina is my best friend.

I can run fast.

Simon and I like playing pirates.

I sit next to Oliver.

This morning I was late for school.

**Sentence practice**

Write a sentence that needs two capital letters in it.


I went to the beach with Rory.

Making up sentences

Remember

When you write, you put your ideas into **sentences**. It helps to say the sentence aloud before you write it.

I like to play on the swings.



Try it

- 1 Add some **words** to make these words into a **sentence**. Say each sentence, then write it.

mum shopping Mum went shopping.


we play garden We like to play in the garden.

boy sand A boy digs in the sand.

house green door My house has a green door.

fox den The fox was in his den.

- 2 Look at the picture. Write three **sentences** about it. Say each sentence before you write it.



Mum is in her chair.

The girl has a rocket.

The dog is barking at the rocket.

Remember

When you finish writing a **sentence**, read it. Check it makes sense and is complete.

More practice

- 1 Read each **sentence**. Put a tick in the box if the sentence makes sense and is complete. Put a cross if there is something missing.

Mum broke a cup.



Jenny gave me a present



The boys play with car.



I saw a bee a flower.



Molly came to play.



The girl put her red shoes.



- 2 Complete each **sentence**.

I like to play with my friends.

I want to go swimming.

Today I saw a fire engine.

My house has a green door.

Some dogs are big.

Sentence practice

Write a sentence with these two words in it.

truck road

There is a big truck in the road.

Using 'and' to join words

Remember

The word 'and' is a **joining word**. You can use 'and' to join **words** together.

shops **and** houses

yellow **and** green

Try it

- 1 Use the word 'and' to join these words together.

jelly **and** ice cream

Mum **and** Dad

bread **and** butter

arms **and** legs



girl **and** boy

hot **and** cold

hide **and** seek

you **and** me

- 2 Look at the picture. Complete the sentence, using 'and' to join on another word.

It is hot **and sunny.**

Dad eats fish **and chips.**

The girls play bat **and ball.**

Owen has a bucket **and spade.**

Dad took off his shoes **and socks.**



Remember

You can use 'and' to join words in a sentence.

He painted the shops **and**
houses yellow **and** green.
People stopped **and** stared.

**More practice**

- 1 The word 'and' is missing from these sentences. Write each sentence correctly.

Let us wait see.

Let us wait and see.

He began to huff puff.

He began to huff and puff.

They ran ran.

They ran and ran.

Rabbits can hop jump.

Rabbits can hop and jump.

He sat down cried.

He sat down and cried.

- 2 Complete the sentence using 'and' and another word or words.

Josie has a brother and sister.

He jumped up and down.

Today it is cold and wet.

The woman put on her hat and coat.

The farmer fed the sheep and the cows.

The flowers are red and yellow.

Sentence practice

Write a sentence about two things you can see right now. Use the word 'and' in your sentence.

I can see lots of boys and girls.

Revision 1

- 1 Put the **words** in order so they make a **sentence**.

is kitchen. in Dad the Dad is in the kitchen.

rocks. hit the ship The The ship hit the rocks.

car I outside. saw a I saw a car outside.

- 2 Check these **sentences**. Put a tick in the box if the sentence makes sense and is complete. Put a cross if there is something missing.

We slept in a tent.



I need a pen



I like to read a good book.



the stars shine at night.



- 3 Write these **sentences** correctly.

a scarf is made from wool A scarf is made from wool.

the Man was in a rush The man was in a rush.

- 4 There is a **word** missing from each **sentence**. Write the sentence correctly.

Dan has pet rabbit.

Dan has a pet rabbit.

In winter it cold.

In winter it is cold.

I see my brother sister.

I see my brother and sister.

- 5 Underline three words that need a capital letter. Write the words correctly.

Today i played with lily and brett.

I

Lily

Brett


- 6 Complete each sentence using two food ideas from the picture. Join your two words with 'and'.

We grew carrots and peas.

I like bread and jam.

The shop sells eggs and cheese.

Dad needs flour and milk.



Writing task 1

My friend

Write about one of your friends. Your task is to say which friend it is, what you do together and why you are friends.



Before you start writing, think about:

- which friend you will write about
- what you like to do together
- why you are friends

Remember

- Write in sentences.
- Use full stops and capital letters.
- Check your work.

My friend

Draw a picture of you and your friend.

Using 'and' to join sentences

Remember

You can use the word '**and**' to join two **sentences** together.

Leah had a kite. She flew it in the park. (2 sentences)

Leah had a kite **and** she flew it in the park. (1 sentence)

Try it

- 1 Use the word '**and**' to join the two **sentences** together.
Read each new sentence you make.

Amir fell over **and** he hurt his leg.

Tom ran away **and** he hid outside.

Molly went to bed **and** she fell asleep.

We went to the park **and** I played on the swings.

Max took his net **and** he went fishing.

I like cats **and** I like dogs.



- 2 Complete each **sentence** with your own **word** or words.

The man gets in the car and he goes **to work.**

Mum has coffee and I have **milk.**

I put on my coat and I go **out to play.**

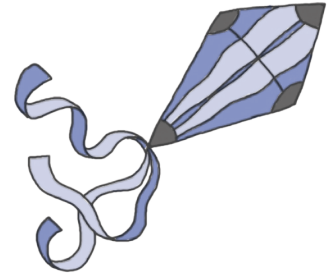
We went to the zoo and we saw **the tigers.**

The sun is out and it **is hot.**

Remember

When you use the word 'and' to make one longer **sentence**, the sentence has a **capital letter** at the start and a **full stop** at the end.

The kite flew away and it landed in the tree.

**More practice**

- 1 Use the word 'and' to join the two sentences. Write each new longer **sentence**.

Marie sat in the chair. She started to cry.

Marie sat in the chair and she started to cry.

The boy lay on his back. He looked at the clouds.

The boy lay on his back and he looked at the clouds.

Lucy saw a spider. She ran away.

Lucy saw a spider and she ran away.

- 2 Write a **sentence** about each picture.



The girl digs a hole.



She plants a tree.

Now join the two sentences together using 'and'.

The girl digs a hole and she plants a tree.

Sentence practice

Write a sentence about two things you did this morning. Use the word 'and'.

I got up and I brushed my teeth.

More capital letters

Remember

Capital letters are used at the start of place names, as well as people's names.

Maisie went shopping in London.



Try it

- 1 Circle the **capital letter** at the start of any names you can see.

Kate went to Spain for a week.

Omar took the bus to Chester.

Last week Nur drove to Wales.

We think Holly lives in Park Lane.

Liz met Mrs Scott on the corner of Bright Street.



- 2 Copy the sentence and add the **capital letters** at the start of any names.

ross lives in manchester.

Ross lives in Manchester.

yasmin went to cardiff.

Yasmin went to Cardiff.

vishal has a map of liverpool.

Vishal has a map of Liverpool.

mr brown is in scotland.

Mr Brown is in Scotland.

adam ran down marsh lane.

Adam ran down Marsh Lane.

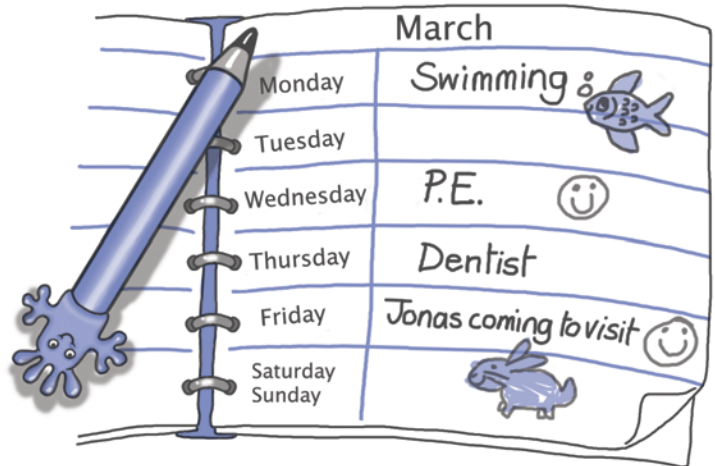
Remember

The days of the week and the months of the year always start with a capital letter.

On **S**aturday, Maisie went shopping.

More practice

- 1 Look at Megan's calendar. Complete each sentence by adding the correct day of the week.



Megan has the dentist on **Thursday**.

She goes swimming on **Monday**.

Jonas is coming on **Friday**.

Megan has P.E. on **Wednesday**.

- 2 Complete these sentences by adding a place name, a day of the week or a month of the year.

Today it is **Tuesday**.

We do art on **Thursday**.

I live in **Coventry**.

On **Saturday** we go shopping in **Birmingham**.

My birthday is in **June**.

Sentence practice

Write a sentence with a person's name and a place name in it.

I went to America to see Uncle Ted.

Adding -s and -es

Remember

You add **-s** to the end of a **word** to show there is more than one of something. This makes a **plural**. 'Plural' means more than one.

one dog (singular) two dogs (plural)

Try it

- 1 Add **-s** to make each word into a **plural**.

pen s pencil s ruler s desk s book s
 teacher s crayon s boy s tray s girl s

- 2 Look at the picture. For each object, write how many you can see. One has been done for you.



bowl two bowls

teapot one teapot

fork five forks

spoon six spoons

cup three cups

plate two plates

Remember

If a **word** ends in -ch, -sh, -s, -x or -z, add **-es** to make a **plural**.

one fox (singular) two foxes (plural)



More practice

- 1 Add **-s** or **-es** to make each word into a **plural**. Write the plural word.

bag and box bags and boxes

brush and broom brushes and brooms

witch and wizard witches and wizards

skirt and dress skirts and dresses

tree and bush trees and bushes



- 2 Add **-s** or **-es** to make one word into a **plural**. Then write each sentence correctly.

This hen has six chick. This hen has six chicks.

She gave me three wish. She gave me three wishes.

Rabbits live in hutch. Rabbits live in hutches.

I like fish and chip. I like fish and chips.

We all clap our hand. We all clap our hands.

Sentence practice

Write a sentence with the **plural**s of these two words in it.

car bus

I saw lots of cars and buses in town.

Question marks

Remember

A sentence that asks something is called a **question**.
A question ends with a **question mark**.

Where have you been?

What did you see?

Who did you meet?

Try it

- 1 Read each question. Put a **question mark** at the end of it.

Where did you go _?

Who did you meet _?

How did you feel _?

Why did you go out _?

When did you get back _?

Did you feel sad _?



- 2 Put the words in order so they make a **question**. Write each question with a **question mark** at the end.

hid box the Who

Who hid the box?

is Where hat my

Where is my hat?

the bus come When will

When will the bus come?

can What you see

What can you see?

the ship How sink did

How did the ship sink?

Remember

All **sentences** start with a **capital letter**. Most sentences end with a **full stop**. Questions end with a **question mark**.

More practice

- 1 Read each sentence. Put a **full stop** or a **question mark** at the end.

Why did that happen ?

It was cold in the garden .

We went to the coast .

Can you swim ?

What did you do at school ?

There is a frog in the pond .

- 2 Write **four questions** to ask the man in the picture.



What happened?

Why are you running?

Where is the dog?

Did the dog run away?

Sentence practice

There is a new child in your class. Write a **question** to ask him or her.

What is your name?

Verb endings

Remember

Some words tell you what people are doing. 'Doing words' are also called **verbs**. You can add the **word endings** **-ing**, **-ed**, **-s** and **-er** on to the end of verbs.

play playing played plays player

Try it

- 1 Add the **endings** to the end of these verbs. Write each **new word**.

clean + ing = cleaning

clean + er = cleaner

sing + er = singer

sing + ing = singing

push + ing = pushing

push + ed = pushed

wait + ed = waited

wait + er = waiter

float + s = floats

float + ing = floating

- 2 Underline each **word** with the ending **-ed**, **-ing**, **-s** or **-er**.

The painter painted the door red.


Jenny helps with washing the car.

Mum is cooking stew and I am watching.

The football player played his best game.

She looked at the frog and sighed.

The starter starts the race.



Remember

You can use **verbs** in different ways when you add **word endings** to them.

The banjo **player** likes **playing** the banjo.



More practice

- 1 Add the **endings -er and -ing** so the sentences make sense.

Zack was play **ing** on his scoot **er**.

The sing **er** likes sing **ing** sad songs.

Dad put the fry **ing** pan on the cook **er**.

The road sweep **er** is sweep **ing** up the rubbish.


- 2 Look at the picture.
Complete the **sentences** to say what everyone is doing. Use words with the **ending -ing**.

Alex **is thinking**.

Lucas **is reading**.

Poppy **is counting**.

The teacher **is writing on the whiteboard**.



Sentence practice

Add the **endings -ing and -er** to the word '**print**'. Then use the **two new words** in a sentence.

I am printing my work on the printer.

Revision 2

- 1 Something is missing from the end of each **sentence**. Write it in.

Where is the car ?

The van went up the hill .

When will you get home ?

I get the bus to school .

Did you see a blue truck ?

A bike has two wheels .



- 2 There is a missing **word** in each **sentence**. Write the sentence correctly.

We saw the cows sheep.

We saw the cows and sheep.

They sang for the king queen.

They sang for the king and queen.

I like looking books.

I like looking at books.

- 3 Read the start of the story. Put in the missing **capital letters** and **full stops**.

Once there was a girl called Ruby. She had lots of money.

- 4 Write these two sentences as one **sentence** using the word '**and**'.

Mum broke a cup. She was sad.

Mum broke a cup and she was sad.

- 5 Underline two words in the sentence that need to start with a capital letter. Then write the words correctly.

We saw ella and alfie on the beach.

Ella Alfie

Mr jones took us to belfast.

Jones Belfast

On monday i went to town.

Monday I

In march I will go to italy.

March Italy

- 6 Look at the picture. Write how many of each object you can see. One has been done for you.



mask three masks

button six buttons

bead ten beads

brush five brushes

card two cards

crayon seven crayons

Writing task 2

My party invitation

Write an invitation to a party. Choose an idea from the picture or use one of your own. Your task is to tell someone about the party and ask them to come.



Before you start writing, think about:

- who to invite
- when and where the party will be
- what to tell them about the party

Remember

- Write in sentences.
- Use full stops and capital letters.
- Check your work.

My party invitation

Now decorate the border of your invitation.

Exclamation marks

Remember

Some sentences end with an **exclamation mark**. The exclamation mark tells you to read the sentence with strong feeling or in a loud voice.

Don't eat me! Stop! Come back at once!

Try it

- 1 Put an **exclamation mark** at the end of the sentence. Then read it aloud with feeling.

Wait for me _!_

I want my mummy _!_

You are so funny _!_


I'm six today _!_

Leave me alone _!_

Don't be silly _!_

- 2 Look at the picture. Write these words in the bubbles to show the different feelings. Remember to use an **exclamation mark**.

Splash Help Shoo Oops Boo



Remember

Most sentences end with a **full stop**.
Only use an **exclamation mark** if the sentence tells the reader something surprising or exciting.

The gingerbread man jumped out of the oven!



More practice

- 1 Read the sentences. Put an **exclamation mark** at the end of three sentences. End the other two sentences with a **full stop**.


The grass was made of jelly !

I am going home .

Bob fell in the pond !

The man walked down the path .

We found an elephant in the garden !



- 2 Put the words in order so that they make a sentence that can end with an **exclamation mark**.

my It is today birthday

It is my birthday today!

I a you surprise for have

I have a surprise for you!

there right Stop

Stop right there!

went The pop balloon

The balloon went pop!

Sentence practice

Complete this sentence so that it ends with an **exclamation mark**.

You are the winner!

Writing in sentences

Remember

When you write, you break your ideas up into a number of **sentences**. Each sentence starts with a **capital letter** and ends with a **full stop**.

Jamie went on holiday. He went camping with his family. They played on the beach and swam in the sea.



Try it

- 1 Read the two sentences on each line. Then add a **sentence** of your own.

It rained all day on Monday. The children had to stay inside.

They were bored.

Bill was in a rowing boat. The boat started to fill with water.

Bill shouted for help.

Alice went to the beach. She went for a swim in the sea.

She saw a jellyfish and ran back to the beach.

I saw a frog in the long grass. It was green with big eyes.

It jumped in the pond and swam away.

- 2 Here are three sentences. They have no **capital letters** or **full stops**. Write them correctly.

the boy had a toy car he pushed it down the hill it went fast and crashed into a tree

The boy had a toy car. He pushed it down the hill. It went fast and crashed into a tree.

Remember

Say your sentence. Write it. Then read it. Check that it makes sense and has the correct punctuation.

More practice

- 1 Read these three **sentences** carefully. Check that they make sense. Write them correctly.

Mum put the cake the oven. She went outside water the plants. She forgot about the cake it burnt.

Mum put the cake in the oven. She went outside to water the plants. She forgot about the cake and it burnt.

- 2 Write three **sentences** about the picture. Say each sentence, write it and then check it.

The girl is painting a picture.

She drops a pot of paint on the floor.

It makes a mess and she is sad.

**Sentence practice**

Write three sentences about finding a caterpillar.

I found a caterpillar in the garden. I saw it crawling on a leaf.

It was green and hairy.

Linking sentences

Remember

Sometimes you write sentences about a series of events. Start the sentences with **linking words** to show the order of events.

The little goat ran away from the farmyard. **First** he saw the farm cat sleeping by the gate. **Then** he saw three ducks quacking.



Try it

- 1 Underline any **linking words** at the start of a sentence.

Dad washed the car. Later he drove to town.

Hayden put on his coat. Then he put on his hat and scarf.

Kelly found some leaves. Next she found some seeds.

Isabelle went to bed. Soon she was fast asleep.

Jake was playing. Suddenly a big dog barked at him.

- 2 Add a **linking word** to start the second sentence on each line.

I went on the swings. Then I went on the slide.

Oliver went into the woods. Soon he was lost.

Sunil was digging a hole. Suddenly she found a gold coin.

Simeon had a wash. Next he brushed his teeth.

We played on the beach all morning. Later we went in the sea.

Remember

You can use **linking words** to help you write stories or to write about things that happen.

More practice

- 1 Write the missing **sentences** to say what happened. Start your sentences with a **linking word**.



We went for a picnic.



Soon it began to rain.



We stood under a tree.



Later the sun came out
and we had our picnic.

- 2 Complete the **sentences** to say what the children did at the zoo.

First the children saw the tigers.

Then they saw the lions.

Next they saw the monkeys.

Finally they went home.



Sentence practice

Write the next two sentences to say what happened. Start both your sentences with a **linking word**.

We went to the shops. First we went to the bakers to get some
bread. Then we went to the toy shop.

Describing words

Remember

You can add **describing words** to a sentence to give more detail.

The hen met a fox.

The **little** hen met a **big** fox.



Try it

- 1 Underline the **describing word** in each sentence.

I put on my green shorts.

There was a big spider in the bath.

Rose found a magic shell.

Leo is wearing a fluffy jumper.

I need a cold drink.



- 2 Add a **describing word** to each sentence to give more detail.

I like juicy apples best.

Lizzy found a silver coin.

The moth had brown wings.

I like a soft pillow to sleep on.

We saw the angry bull in the field.

Cinderella had two nasty sisters.

Remember

You can use two **describing words** together to make your sentences more interesting.

The hen met a fox.

The **little brown** hen met a **thin red** fox.

More practice

- 1 Write each sentence with two extra **describing words**.

The kitten was stuck in a tree.

The little kitten was stuck in a tall tree.

A girl ran into the woods.

A young girl ran into the dark woods.

- 2 Look at the picture. Write three **sentences** about what the girl is wearing. Use all of the **describing words** below.

warm thick long woolly black smart

The girl is wearing a thick jacket and warm mittens.

She has a long scarf and a woolly hat.

She has smart black boots.

**Sentence practice**

Write a sentence about a mouse. Use two **describing words** in your sentence.

The little brown mouse ran away.

Adding un–

Remember

If you add the letters **un–** to the start of a **describing word** it makes a word that means the opposite.

lucky unlucky

Try it

- 1 Add **un–** to the **describing word** to make a word that means the opposite.

Tilly was unkind to me. The rules are unfair.

The story was untrue. The king was unwise to trust you.

- 2 Add **un–** to the **describing word** to make a word that matches the next picture.



happy



tidy



fit



unhappy



untidy



unfit

Remember

Sometimes you add **un-** to a **doing word** (or verb).
It changes the word like this:

I tie my laces. Then I **untie** them.



More practice

1 Add **un-** to these **doing words** or **verbs**.

uncover

unfold

undress

uncurl

unroll

unbolt

unpick

unzip

2 Add **un-** to the **verb** in **bold**. Write each new **sentence**.

This key will **lock** the door.

This key will unlock the door.

I helped Jacob **pack** his bag.

I helped Jacob unpack his bag.

Max can **do** the zip on his jacket.

Max can undo the zip on his jacket.

The helpers will **load** the van.

The helpers will unload the van.



Sentence practice

Add **un-** to the **verb** below. Write a sentence using the new **word**.

block

I saw the woman unblock the drain.

Revision 3

- 1 Write the two sentences as one sentence.

We played snakes and ladders. I won.

We played snakes and ladders and I won.

Bella went to the park. She played on her bike.

Bella went to the park and she played on her bike.

- 2 Write the missing **punctuation mark** at the end of each speech bubble.



3 Underline the words that need a capital letter.

Then hansel and gretel got lost in the wood.

We went to blackpool last saturday.

Mum said i should tell mr jackson.

My school is on blake street.

4 You can add un- to three of these words. Underline the three words.

rude selfish tidy soft good kind

Now write the three words with un-.

unselfish untidy unkind

5 Add the correct endings to the words in bold.

Mrs Black is my **teach**er.

She is **teach**ing us about plants and flowers.

Yesterday she **show**ed us a sunflower.

Today we are **learn**ing about seeds.

**6 Rewrite each sentence, adding in two describing words.**

The man sat on the bench.

The old man sat on the green bench.

The elephant spoke to the fly.

The big elephant spoke to the tiny fly.

The boy played with the kitten.

The happy boy played with the black kitten.