


# Reception Teacher's Handbook

## Phase Two Week 9

### Resource Pack

# Contents

---




Two-box phoneme frame .....	1	Mnemonic for <b>r</b> .....	10
Three-box phoneme frame .....	2	Mnemonic for <b>n</b> .....	11
Caption for <b>b</b> .....	3	Mnemonic for <b>m</b> .....	12
Grapheme cards for <b>Set 5</b> .....	4	Mnemonic for <b>c</b> .....	13
Phoneme frame letters: <b>h, b, f, l, o, u, n, g, ff, e, t</b> .....	6	Mnemonic for <b>o</b> .....	14
Mnemonic for <b>l</b> .....	7	Mnemonic for <b>a</b> .....	15
Mnemonic for <b>t</b> .....	8	Matching pictures for <b>c</b> .....	16
Mnemonic for <b>i</b> .....	9	Matching pictures for <b>ll</b> .....	18

## Two-box phoneme frame



Tog speaks in sound-talk.

Break up words into sounds like Tog.




## Three-box phoneme frame

--	--	--

Tog speaks in sound-talk.

Break up words into sounds like Tog.



Caption for **b**

to the big cat

Grapheme cards for **Set 5**

h

b

f

ff



Grapheme cards for **Set 5** continued

l

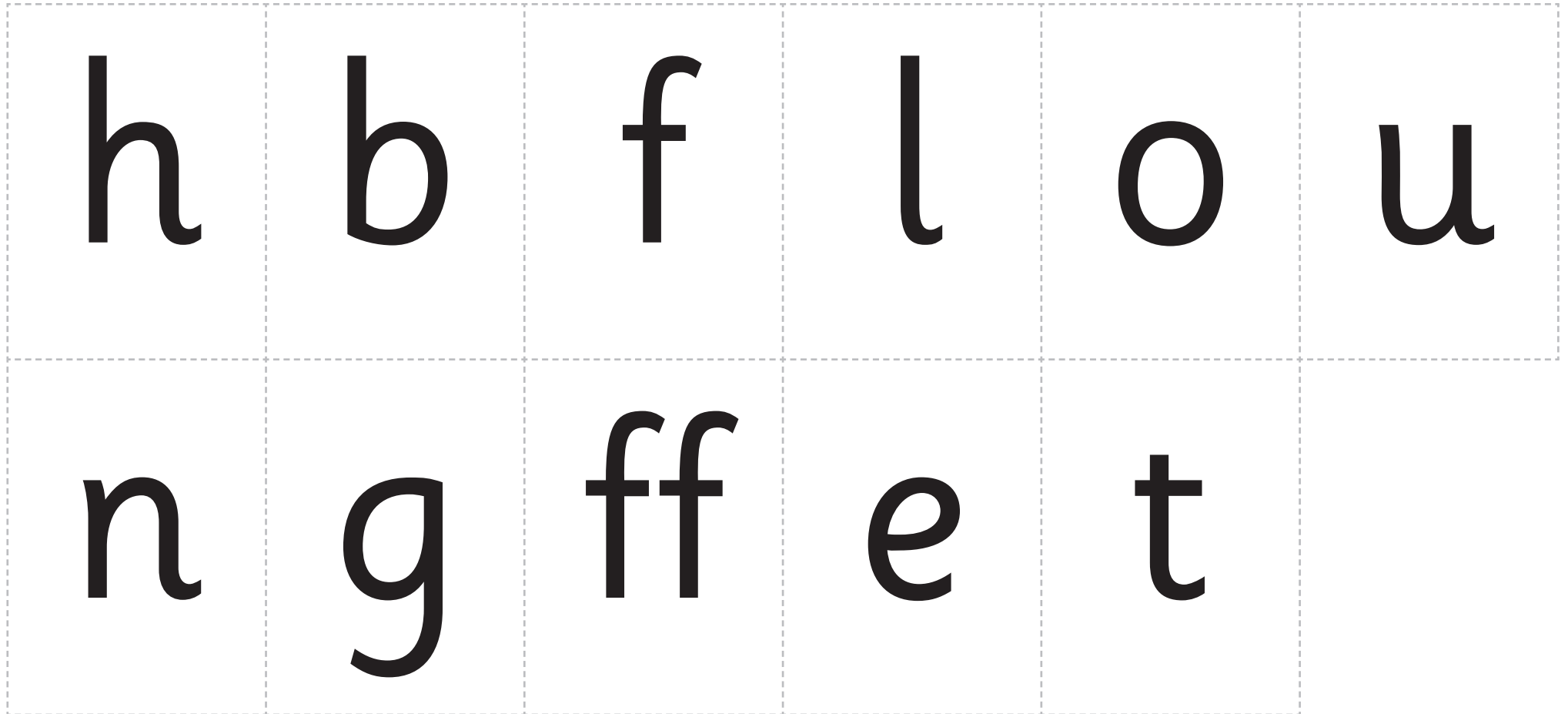
ll



ss




Phoneme frame letters: **h, b, f, l, o, u, n, g, ff, e, t**








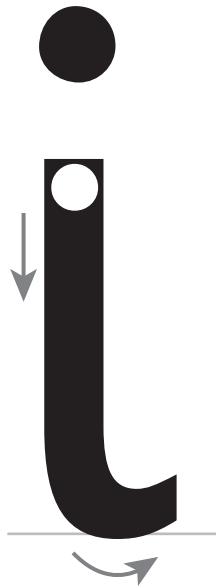
# Mnemonic for l



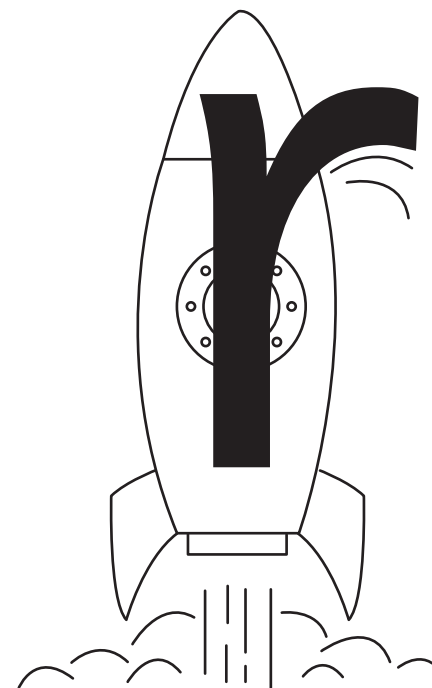
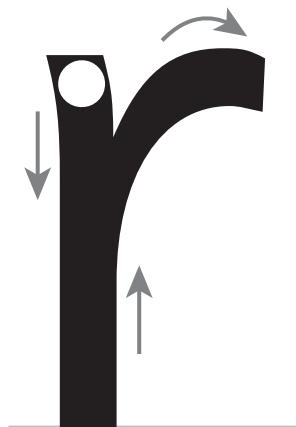
# Mnemonic for **t**





# Mnemonic for i




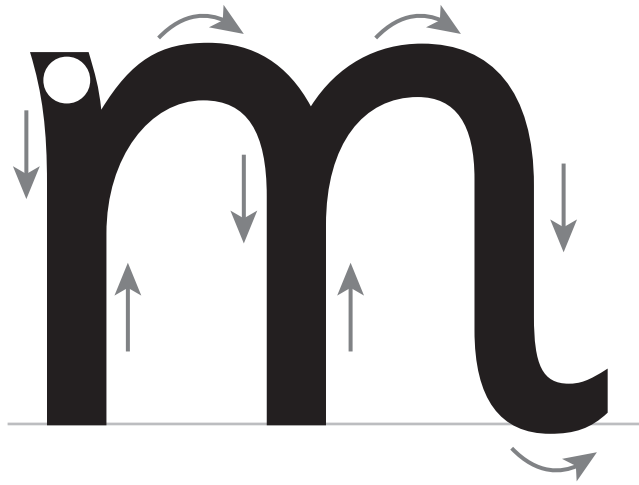
# Mnemonic for r





## Mnemonic for n





# Mnemonic for m



## Mnemonic for c




# Mnemonic for o


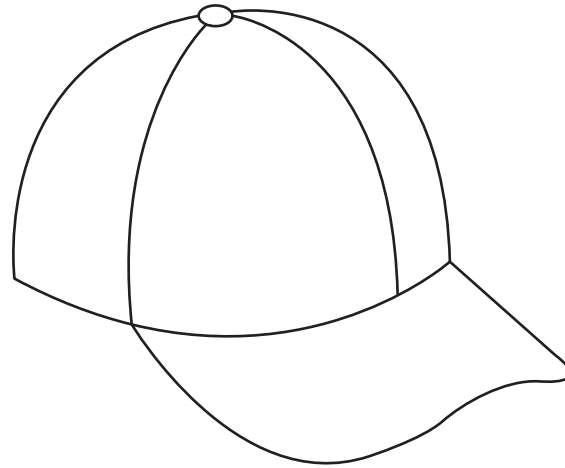
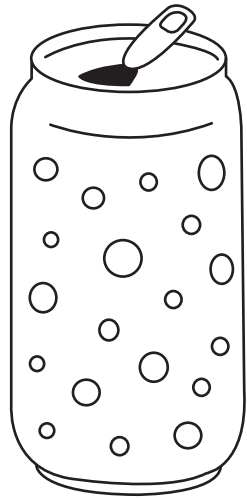




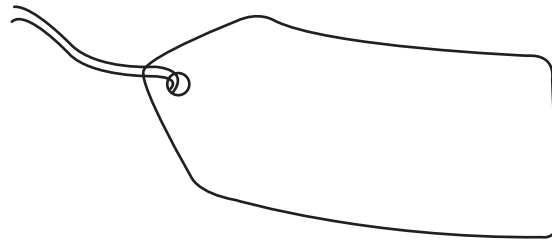


# Mnemonic for a



# Matching pictures for c



Matching pictures for **c** continued



## Matching pictures for ll

