

# Handwriting worksheet 2

The worksheets in this document help children to practise their letter formation. Children should copy the letters on the lines, following the instructions on the first sheet. An additional line has been provided to support proper letter formation.

## Lowercase letter formation

The lowercase letters are introduced in five 'letter families' (groups of letters that are formed using similar movements). This helps to focus not only on the letter shapes, but also on ensuring that they are formed in the correct direction, starting and finishing in the right place.

### The ladder family:

l, i, t, j, u, y

All the letters in this family start with a straight line down and then move off in a different direction. The family is called the 'ladder' family to remind children that the initial movement is straight down from top to bottom, like going down a ladder.




### The rubber ball family:

r, n, m, p, h, b, k

The letters in this family start with a straight line down, but then go straight back up the same line and arch over. The family is called the 'rubber ball' family to remind children that the movement is down, straight back up and over like a rubber ball bouncing.


(Note: The curled form of the letter **k** is used rather than a straight **k**. The curled form is recommended by handwriting specialists because it is more easily distinguished from the capital, and because it is the shape needed for joining.)



### The cog family:

c, o, a, d, g, q


Letters in this family all start at the 2 o'clock position and are formed by curving up and over the top and curling round in an anticlockwise direction. The family is called the 'cog' family to remind children of the circular, curling round movement.



### The cog cousins:

s, e, f

These letters could be included in the same family as the cog letters because they also begin with an anticlockwise movement. However, there are significant differences in the formation of these letters, because they all contain two curves. They are called the 'cog cousins' to remind children that although they are related to the cog family letters, they are also different.



### The zip wire family:

Z, V, W, X

The letters in this family all have sloping lines. The family is called the 'zip wire' family to remind children that the first sloping movement is made from the top to the bottom like sliding down a zip wire.



# Handwriting worksheet 2

Copy the letters on the lines. Use your best handwriting.  
Lines have been provided to help you.



## The ladder family

l

i


t

j

u

y

## The rubber ball family



r

n

m

p


h

# Handwriting worksheet 2

b

k

## The cog family



c

o


a

d

g

q

## The cog cousins




s

e

f

# Handwriting worksheet 2

## The zip wire family



z

v

w

x

## Write the alphabet

a b c d e f g h i j k l m n

o p q r s t u v w x y z