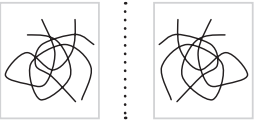
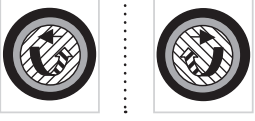
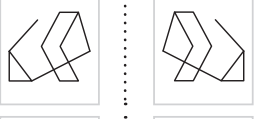
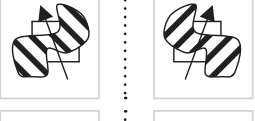
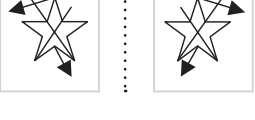











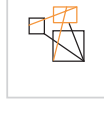
Paper 18

- 1 e The colour of each individual shape gradually changes moving through shades of grey from white to black then back to white.
- 2 c rotating 90° anticlockwise
- 3 a rotating 90° clockwise and getting paler (check position of small star)
- 4 c rotating 90° clockwise
- 5 e repeating pattern
- 6 d 
- 7 c 
- 8 e 
- 9 d 
- 10 b 
- 11 b Each picture contains a regular shape.
- 12 c Each picture contains at least one pair of parallel lines.
- 13 d Each picture contains a curved line at the top of a shape, with the curve uppermost.
- 14 e Each is a rotation of the same picture.
- 15 b Each is a rotation of the same picture.

Paper 18 – continued

- 16 b The others all contain right angles.
- 17 c The others are rotations of the same picture.
- 18 d The others all contain eight right angles.
- 19 b The others are rotations of the same picture.
- 20 e The others are rotations of the same picture.
- 21 a 
- 22 c 
- 23 d 
- 24 d 
- 25 e 
- 26 c reflection in the horizontal mirror line
- 27 d reflection in the horizontal mirror line, shape gets smaller and white turns black
- 28 b rotating 180°
- 29 a reflection in the horizontal mirror line
- 30 e white turns black, black turns white; small shapes reflect in the horizontal mirror line, swap places and move up into the larger shape
- 31 b rotating 45° clockwise
- 32 c rotating 90° clockwise
- 33 d rotating 90° anticlockwise
- 34 d reflective corners
- 35 a rotating 90° clockwise and getting smaller

Paper 18 – continued

- 36 b first letter – line thickness
second letter – total number of sides
- 37 e first letter – total number of sides
second letter – colour of inner shape
- 38 d first letter – one of the shapes is the same
second letter – one of the fill patterns is the same
- 39 a first letter – number of sides of internal shape compared to external shape
second letter – fill pattern
- 40 b first letter – number of circles within the curve of the arrow
second letter – direction of arrow
- 41 a 
- 42 c 
- 43 c 
- 44 e 
- 45 d 
- 46 b
- 47 c
- 48 e
- 49 a
- 50 e

If in doubt about the nets of cubes, copy them onto a piece of paper and fold them.