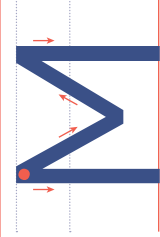
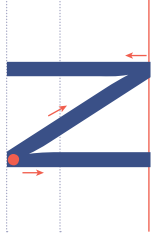
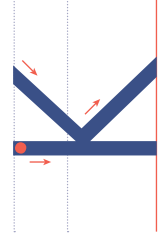
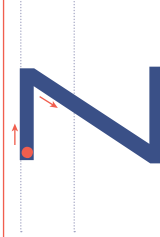


Capital letters with straight and sloping lines

These capital letters also have sloping lines but they start with a straight line.

Letter	Formation	Pattern	Difficulties	Coverage
	The capital letter M requires two separate strokes. It starts at the top (at the same height as the other capital letters) and goes straight down to the baseline. Then the pencil is lifted and taken back to the top. It then slopes down, slopes back up again to make a 'v', and then comes straight down to the baseline.	Start at the top. Go straight down. Go back to the top, slope down, slope up and then straight down.	<ul style="list-style-type: none"> The slope is too shallow so the letter is too wide. The slopes are different lengths so the two sides of the letter are not equal. Letter is formed with three separate strokes that are not connected (IV). 	<p>Book 4 Units 10, 15</p> <p>Book 5 Units 4, 5, 10</p>
	The capital letter N requires two separate strokes. It starts at the top (at the same height as the other capital letters) and goes straight down to the baseline. Then the pencil is lifted and taken back to the top. It then slopes down to the baseline and goes straight back up to the top.	Start at the top. Go straight down. Go back to the top, slope down and then straight back up again.	<ul style="list-style-type: none"> The last line is sloping rather than being straight. Letter is formed with three separate strokes that are not connected (IV). 	<p>Book 4 Units 10, 15</p> <p>Book 5 Units 4, 5, 10</p>
	The capital letter K requires two separate strokes. It starts at the top (at the same height as the other capital letters) and goes straight down to the baseline. Then the pencil is lifted and taken back to the top. It slopes into the middle of the straight stick and then slopes out again to the baseline.	Start at the top. Go straight down. Go back to the top, slope into the middle and then slope out again.	<ul style="list-style-type: none"> The first slope starts higher (or lower) than the top of the stick rather than at the same height. The point where the slope touches the stick is too high or too low. The slopes do not touch the line down (I<). The slopes are at different angles. 	<p>Book 4 Units 10, 15</p> <p>Book 5 Units 4, 5, 10</p>
	The capital letter Z has the same formation as the lowercase letter z but it starts higher up (at the same height as other capital letters), so the capital letter is taller.	Start at the top. Go straight across, slope down and then go straight across again.	<ul style="list-style-type: none"> The second horizontal line slopes down rather than going straight across. The second horizontal line is longer than the first one. 	<p>Book 4 Units 10, 15</p> <p>Book 5 Units 4, 5, 10</p>