

## Before reading

---

### Tips for reading with children

- If your child pauses at a word, remind them to ‘sound-talk the word’ or to ‘say the sounds’ and then ‘blend them together’ [e.g. *In the n-e-t net. In the net*].
  - Always prompt children to use their phonic knowledge and skills to decode words. Don’t ask them to look for a clue in the picture, guess or rely on memory.
  - Children might recognise some words automatically without sound-talking and blending them. This is a good thing, as it is a sign of reading fluency. They do not need to go back and sound-talk these words.
- 

### Say the sounds



These are the focus sounds that your child will practise in this book. Encourage them to point to each letter and say the sound.

s a t p i n m d

---

### Talk about the book

Look at and discuss the cover picture and title before asking the following questions.


-  What are the children looking at in the cover picture?
-  Where do you think the children are?

While you are reading, look at page 5.

-  Where do you think the butterfly will go next?
- 

### Vocabulary check

Read and discuss the new word using the definition below.

-  A **pad** is a large, flat leaf that sits on top of water. It is part of a plant called a water lily.