

Before reading

Tips for reading with children

- If your child pauses at a word, remind them to ‘sound-talk the word’ or to ‘say the sounds’ and then ‘blend them together’ [e.g. *In the n-e-t net. In the net*].
 - Always prompt children to use their phonic knowledge and skills to decode words. Don’t ask them to look for a clue in the picture, guess or rely on memory.
 - Children might recognise some words automatically without sound-talking and blending them. This is a good thing, as it is a sign of reading fluency. They do not need to go back and sound-talk these words.
-

Say the sounds

These are the focus sounds that your child will practise in this book. Encourage them to point to each letter or group of letters and say the sound.



s a t p i n m
g o k ck e

The word in blue is known as a ‘tricky word’. It has a letter or letters that make an unexpected sound. Practise reading this tricky word together.


the

Talk about the book

Look at and discuss the cover picture and title before asking the following questions.

-  What sport are the girls playing in the cover picture?
-  How many people are watching the girls play football?

While you are reading, look at page 3.

-  What has just happened in the story?