

Before reading

Tips for reading with children

Available to download from www.schofieldandsims.co.uk/mylettersandsounds.

Say the sounds

These are the focus sounds that your child will practise in this book. Encourage them to point to each letter and say the sound.


s a t p i n m d
g o c k e u

The words in blue are known as 'tricky words'. They have a letter or letters that make an unexpected sound. Practise reading these tricky words together.

to the


Talk about the book

Look at and discuss the cover picture and title before asking the following question.

 What do you think the boy and his mum will be doing together in this story?


Vocabulary check

Read and discuss the new words using the definitions below.

 A **kit** is a set of things that is used for an activity. The kit in this story is a paper-cutting kit.

 A **pug** is a type of small dog.

While reading

 Look at page 7. What do you think San's mum will do next?