

## Before reading

---

### Tips for reading with children

Available to download from [www.schofieldandsims.co.uk/mylettersandsounds](http://www.schofieldandsims.co.uk/mylettersandsounds).

---

### Say the sounds

These are the focus sounds that your child will practise in this book. Encourage them to point to each letter or group of letters and say the sound.

s a t p n m d g  
o c ck e u r b l


The words in blue are known as 'tricky words'. They have a letter or letters that make an unexpected sound. Practise reading these tricky words together.

no go

---

### Talk about the book

Look at and discuss the cover picture and title before asking the following question.

 What do you think is happening in the cover picture?


---

### Vocabulary check

Read and discuss the new words using the definitions below.


 A **pod** is the part of a plant that contains seeds.

 A **rod** is a long, thin pole.

 **Tub** is another word for a bathtub.

### While reading

---

 Look at page 6. How do you think the bug is feeling?