

Before reading

Tips for reading with children

- If your child pauses at a word, remind them to ‘sound-talk the word’ or to ‘say the sounds’ and then ‘blend them together’ [e.g. *In the n-e-t net. In the net*].
 - Always prompt children to use their phonics knowledge and skills to decode words. Don’t ask them to look for a clue in the picture, guess or rely on memory.
 - Children might recognise some words automatically without sound-talking and blending them. This is a good thing, as it is a sign of reading fluency. They do not need to go back and sound-talk these words.
-




Say the sounds

These are the focus sounds that your child will practise in this book. Encourage them to point to each letter and say the sound.

s a t p i n m d

Talk about the book

Look at and discuss the cover picture and title before asking the following questions.

-  How many children can you count in the cover picture?
-  Do you know what party game is being played in the picture?
-  What other games might you play at a birthday party?

While you are reading, look at page 3.

-  Why do you think Sam is tipping up his present?