

Before reading

Tips for reading with children

Available to download from www.schofieldandsims.co.uk/mylettersandsounds.

Say the sounds

These are the focus sounds that your child will practise in this book. Encourage them to point to each letter or group of letters and say the sound.


a t p i n d g o c
e u h b f

The words in blue are known as 'tricky words'. They have a letter or letters that make an unexpected sound. Practise reading these tricky words together.

to I go


Talk about the book

Look at and discuss the cover picture and title before asking the following question.

 What are the women doing in the cover picture? Where do you think they might be?


Vocabulary check

Read and discuss the new words using the definitions below.

 A **top hat** is a tall black hat worn by men in the past and at weddings.

 **Pop** is another name for a fizzy drink such as cola or lemonade.

While reading

 Look at page 3. Where do you think the boy will go next?