

Before reading

Tips for reading with children

Available to download from www.schofieldandsims.co.uk/mylettersandsounds.

Say the sounds

These are the focus sounds that your child will practise in this book. Encourage them to point to each letter and say the sound.



j v

Some of the words in this book have lines under the letters. The line shows that the group of letters makes one sound. Practise reading these words together.


packck pickck Jackck sellll

Talk about the book

Look at and discuss the cover picture and title before asking the following questions.


-  What is the man holding in his hands?
-  Do you know what jam is? What does jam taste like?

While you are reading, look at page 5.

-  Why do you think Jim has a big van?
-

Vocabulary check

Read and discuss the new words using the definition below.

-  A **vat** is a large container that can be used for cooking.