

## Before reading

---

### Tips for reading with children

Available to download from [www.schofieldandsims.co.uk/mylettersandsounds](http://www.schofieldandsims.co.uk/mylettersandsounds).

---

### Say the sounds

These are the focus sounds that your child will practise in this book. Encourage them to point to each letter and say the sound.

j v w x




One word in this book has a line under two letters. The line shows that the group of letters makes one sound. Practise reading this word together.

back

---

### Talk about the book

Look at and discuss the cover picture and title before asking the following questions.

-  What different things can you see in the cover picture?
-  What are the man and the dog doing in the picture?
-  What time of day do you think this story takes place?

While you are reading, look at page 2.

-  Why do you think Max the dog is up early?
- 

### Vocabulary check

Read and discuss the new word using the definition below.

-  A **mix-up** is a misunderstanding or a mistake that causes confusion.