

## Before reading

---

### Tips for reading with children

Available to download from [www.schofieldandsims.co.uk/mylettersandsounds](http://www.schofieldandsims.co.uk/mylettersandsounds).

---

### Say the sounds

These are the focus sounds that your child will practise in this book. Encourage them to point to each letter or group of letters and say the sound.

j w x y z zz



Some of the words in this book have lines under the letters. The line shows that the group of letters makes one sound. Practise reading these words together.

lick will Jeff fizz


---

### Talk about the book

Look at and discuss the cover picture and title before asking the following questions.



-  What do you think the boy in the cover picture is carrying?
-  In which room of the boy's house do you think this story will take place?

While you are reading, look at page 5.

-  What do you think will happen next in the story?
- 

### Vocabulary check

Read and discuss the new words using the definitions below.

-  A **set** is a group of things that belong together or are used together, such as a chess set, an art set or a science set.
-  **Fizz** describes the small bubbles and soft hissing sound that some liquids make.