

## Before reading

---

### Tips for reading with children

Available to download from [www.schofieldandsims.co.uk/mylettersandsounds](http://www.schofieldandsims.co.uk/mylettersandsounds).

---

### Say the sounds

These are the focus sounds that your child will practise in this book. Encourage them to point to each letter or group of letters and say the sound.

w x y z zz qu

Some of the words in this book have lines under the letters. The line shows that the group of letters makes one sound. Practise reading these words together.

will      buzz      quiz quack     



The words in blue are known as 'tricky words'. They have a letter or letters that make an unexpected sound. Practise reading these tricky words together.

he she


---

### Talk about the book

Look at and discuss the cover picture and title before asking the following questions.


-  What can you see in the cover picture?
-  What kind of quiz do you think this story might be about?

While you are reading, look at page 7.

-  What do you think will happen next in the story?
- 

### Vocabulary check

Read and discuss the new word using the definition below.

-  A **quiz** is a competition or game where you answer questions to show how much you know.