

## Before reading

---

### Tips for reading with children

Available to download from [www.schofieldandsims.co.uk/mylettersandsounds](http://www.schofieldandsims.co.uk/mylettersandsounds).

---

### Say the sounds

These are the focus sounds that your child will practise in this book. Encourage them to point to each letter or group of letters and say the sound.

j w x y zz qu

Some of the words in this book have lines under the letters. The line shows that the group of letters makes one sound. Practise reading these words together.

puff yell jazz quick

The words in blue are known as 'tricky words'. They have a letter or letters that make an unexpected sound. Practise reading these tricky words together.

he she


---

### Talk about the book

Look at and discuss the cover picture and title before asking the following question.

 What are the two men doing in the cover picture?


While you are reading, look at page 8.


 The jazzman has a special type of dog with him. Can you use the picture to work out what type of special dog it is?

---

### Vocabulary check

Read and discuss the new words using the definitions below.

 **Jazz, rock, hip hop** and **pop** are all names of different types of music.

 **Sax** is short for saxophone, a type of musical instrument.