

Before reading

Tips for reading with children

Available to download from www.schofieldandsims.co.uk/mylettersandsounds.

Say the sounds

These are the focus sounds that your child will practise in this book. Encourage them to point to each letter or group of letters and say the sound.

w zz sh ng

Some of the words in this book have lines under the letters. The line shows that the group of letters makes one sound. Practise reading these words together.



willl ringng songng possh

The words in blue are known as 'tricky words'. They have a letter or letters that make an unexpected sound. Practise reading these tricky words together.

he she me

Talk about the book

Look at and discuss the cover picture and title before asking the following questions.


-  This story is about a king. What is a king?
-  What do you think the king might do with the ring that he is holding?

While you are reading, look at page 7.

-  What do you think might happen next in the story?
-

Vocabulary check

Read and discuss the new word using the definition below.

-  If something is **posh**, it is expensive and high quality.