

## Before reading

---

### Tips for reading with children

Available to download from [www.schofieldandsims.co.uk/mylettersandsounds](http://www.schofieldandsims.co.uk/mylettersandsounds).

---

### Say the sounds

These are the focus sounds that your child will practise in this book. Encourage them to point to each letter or group of letters and say the sound.

j v w x sh th ng

Some of the words in this book have lines under the letters. The line shows that the group of letters makes one sound. Practise reading these words together.

jack shop this ping-pong


The words in blue are known as 'tricky words'. They have a letter or letters that make an unexpected sound. Practise reading these tricky words together.

we be


---

### Talk about the book

Look at and discuss the cover picture and title before asking the following question.

 What kind of shop do you think the boy is in?

While you are reading, look at page 7.


 Think about all the toys that the boy has looked at. Which toy do you think he will choose?

---

### Vocabulary check

Read and discuss the new words using the definitions below.

 A **jet** is a type of fast plane.

 **Ping-pong** is a game like tennis that is played indoors on a table using small wooden bats.