

Before reading

Tips for reading with children

Available to download from www.schofieldandsims.co.uk/mylettersandsounds.

Say the sounds

These are the focus sounds that your child will practise in this book. Encourage them to point to each letter or group of letters and say the sound.

w y ch th ai

Some of the words in this book have lines under the letters. The line shows that the group of letters makes one sound. Practise reading these words together.



this with rain tail

The words in blue are known as 'tricky words'. They have a letter or letters that make an unexpected sound. Practise reading these tricky words together.

he me

Talk about the book

Look at and discuss the cover picture and title before asking the following questions.



-  What is happening in the cover picture?
-  Do you think 'Chip' will be the name of the boy or the dog in this story?

While you are reading, look at page 3.

-  Where do you think the dog is running to?
-

Vocabulary check

Read and discuss the new words using the definitions below.

-  If a dog **begs**, it raises its front legs in the air as if to ask for something.
-  If a dog **wags** its tail, it waves it from side to side.