

Before reading

Tips for reading with children

Available to download from www.schofieldandsims.co.uk/mylettersandsounds.

Say the sounds

These are the focus sounds that your child will practise in this book. Encourage them to point to each letter or group of letters and say the sound.

w sh ee oa

Some of the words in this book have lines under the letters. The line shows that the group of letters makes one sound. Practise reading these words together.



muffin radish weed loaf

The words in blue are known as 'tricky words'. They have a letter or letters that make an unexpected sound. Practise reading these tricky words together.


she be

Talk about the book

Look at and discuss the cover picture and title before asking the following questions.

-  What can you see in the cover picture?
-  What do you think might happen in this story?

While you are reading, look at page 3.

-  Why is Neelam in a pet food shop?
-

Vocabulary check

Read and discuss the new words using the definitions below.

-  **Leeks** and **radishes** are types of vegetables.