

Before reading

Tips for reading with children

Available to download from www.schofieldandsims.co.uk/mylettersandsounds.

Say the sounds

These are the focus sounds that your child will practise in this book. Encourage them to point to each letter or group of letters and say the sound.

y ch th ng ee igh oa
oo (long)

Some of the words in this book have lines under the letters. The line shows that the group of letters makes one sound. Practise reading these words together.



this might coat cool

The words in blue are known as 'tricky words'. They have a letter or letters that make an unexpected sound. Practise reading these tricky words together.


me be was my

Talk about the book

Look at and discuss the cover picture and title before asking the following questions.

-  What are the children doing in the cover picture?
-  Where do you think the children are?

While you are reading, look at pages 2 and 3.

-  Why do you think the boy wants to get his coat?