

Before reading

Tips for reading with children

Available to download from www.schofieldandsims.co.uk/mylettersandsounds.

Say the sounds

These are the focus sounds that your child will practise in this book. Encourage them to point to each letter or group of letters and say the sound.

w x th ai ee oo (short)
ur

Some of the words in this book have lines under the letters. The line shows that the group of letters makes one sound. Practise reading these words together.



see look tail curl

The words in blue are known as 'tricky words'. They have a letter or letters that make an unexpected sound. Practise reading these tricky words together.


me be my you

Talk about the book

Look at and discuss the cover picture and title before asking the following questions.

-  What do you think the girl in the cover picture is about to do?
-  What do you think this story will be about?

While you are reading, look at page 7.

-  The girl is painting something that has fur and a tail. What animal do you think it could be?