

## Before reading

---

### Say the sounds

These are the focus sounds that your child will practise in this book. Encourage them to point to each letter or group of letters and say the sound.

w z qu sh th ng ai  
ee igh oo (long) oo (short)  
ar or ur ow ear

Some of the words in this book have lines under the letters. The line shows that the group of letters makes one sound. Practise reading these words together.

teeth sharp fur ears



The words in blue are known as 'tricky words'. They have a letter or letters that make an unexpected sound. Practise reading this tricky word together.

we

---

### Talk about the book

Look at and discuss the cover picture and title before asking the following questions.


-  This book is about two children who visit a zoo. What is a zoo?
-  Have you ever been to a zoo?

While you are reading, look at page 3.

-  What animal do you think the children might see next?
- 

### Vocabulary check

Read and discuss the new word using the definition below.

-  **Fangs** are long, pointed teeth that some animals have, such as tigers, dogs and snakes.