

## Before reading

---

### Tips for reading with children

Available to download from [www.schofieldandsims.co.uk/mylettersandsounds](http://www.schofieldandsims.co.uk/mylettersandsounds).

---

### Say the sounds

These are the focus sounds that your child will practise in this book.

**al and el pronounced /l/ or /ul/   tch pronounced /ch/   dge and ge pronounced /j/**


Practise reading these words containing the focus sounds together.

metal   towel   catch   bridge   large


---

### Talk about the book

Look at and discuss the cover picture and title before asking the following question.

 What do you think is happening in the cover picture?





While you are reading, look at page 4.

 Do you know what a 'challenge' is? What do you think the three different challenges might be?

---

### Vocabulary check

Read and discuss the new words using the definitions below.

-  If something is **wedged**, it is stuck in a certain position.
-  If something is **bandaged**, it is wrapped in material to protect it.
-  A **ledge** is a narrow, flat area like a shelf that sticks out from another surface.
-  If someone is **top-notch**, it means they are excellent!