

Before reading

Tips for reading with children

Available to download from www.schofieldandsims.co.uk/mylettersandsounds.

Say the sounds

These are the focus sounds that your child will practise in this book.


o and o-e pronounced /u/ **ey pronounced /ee/** **ui pronounced /oo/**

Practise reading these words containing the focus sounds together.


mother some turkey fruit

Talk about the book

Look at and discuss the cover picture and title before asking the following questions.


 What type of bird can you see in the cover picture? Where might you see this type of bird?

While you are reading, look at pages 6 and 7.

 Why do you think eagles need to be able to glide and cruise when they are looking for food?

Vocabulary check

Read and discuss the new words using the definitions below.

 If something is **hollow** it is empty or has a hole inside it.

 **Fragile** things can be damaged or broken easily.

 If something **cruises**, it travels steadily and does not rush to get somewhere.

 If something **plunges**, it dives down suddenly and quickly.