




Before reading

Tips for reading with children

-  If your child pauses at a word, remind them to ‘sound-talk the word’ or to ‘say the sounds’ and then ‘blend them together’ [e.g. *p-i-n pin*].
 -  Always prompt children to use their phonic knowledge and skills to decode words. Don’t ask them to look for a clue in the picture, guess or rely on memory.
 -  Children might recognise some words automatically without sound-talking and blending them. This is a good thing, as it is a sign of reading fluency. They do not need to go back and sound-talk these words.
-


Say the sounds

These are the focus sounds that your child will practise in this book. Encourage them to point to each letter or group of letters and say the sound.

s a t p i n d

Talk about the book

Read the blurb to your child. Look at and discuss the cover picture and title before asking the following questions.



-  How many types of fruit can you see? Which one do you like most?

While you are reading, look at page 2.

-  What do you think the girl is tipping into the mixer here?
-

Vocabulary check

Read and discuss the new words using the definitions below.

-  A **pip** is a small seed that is in a fruit.
-  A **din** is a loud noise.